

Original	Substitut
Power TV	Power
TV	Shift + 1
VCR	Shift + 4
Tape	Shift + 5
CD	Shift + 3
Tuner / Band	Shift + 6
Up	Up
DVD	Shift + 2
Left	Left
Select	OK
Right	Right
Display	Display / Media
Down	Down
Menu	Menu / Home
Stereo	Audio / Lang I/II
Surround	Eject / Surround
Test	Text / Goto

Original	Substitut
Delay	Back / Return
Level	Smart / List
-	CH- / Page-
+	CH+ / Page+
1 Tv	1
2 Tv	2
3 Tv	3
4 Tv	4
5 Tv	5
6 Tv	6
>10/-/-- Tv	Guide / EPG / -/--
7 Tv	7
8 Tv	8
9 Tv	9
0 Tv	0
Tv Vol Down	Shift + Vol -
Tv Vol Up	Shift + Vol +



Original	Substitut	Original	Substitut
TV/AV Tv/AV	RDS AV INPUT AV / Input / RDS		
DISC/DECK 1/2 Disc/Deck 1/2	TOP MENU D.MENU D. Menu / Top		
MUTING Muting	DIMMER MUTE Mute / Dimmer		
− VOL Vol -	VOL − Vol -		
VOL + Vol +	+ VOL Vol +		



Original	Substitut
Power DVD	Power
TV	SHIFT + TV 1 — Shift + 1
VCR	SHIFT + VIDEO 4 — Shift + 4
Play DVD	SLOW — Play / Slow
Tape	SHIFT + TAPE 5 — Shift + 5
CD	SHIFT + CD - STB 3 — Shift + 3
Tuner / Band	SHIFT + TUNER 6 — Shift + 6
I <<<< / << DVD	PRESET- — I << / Preset-
I <<<< / << DVD	TUNE- — << / Tune-
Stop DVD	HOLD — Stop / Hold
>>>> / >>I DVD	TUNE+ — >> / Tune+
>>>> / >>I DVD	PRESET+ — >>I / Preset+
Up	Up
DVD	SHIFT + DVD 2 — Shift + 2
Left	Left
Select	OK — OK
Right	Right

Original	Substitut
DISPLAY — Display	MEDIA DISPLAY — Display / Media
Down	Down
MENU — Menu	HOME MENU — Menu / Home
STEREO — Stereo	LANG I/II AUDIO — Audio / Lang I/II
SURROUND — Surround	SURROUND — Eject / Surround
TEST — Test	GOTO TEXT — Text / Goto
DELAY — Delay	RETURN BACK — Back / Return
LEVEL — Level	LIST SMART — Smart / List
-	CH PAGE - — CH- / Page-
+	CH PAGE + — CH+ / Page+
1 DVD	TV 1 — 1
2 DVD	DVD 2 — 2
3 DVD	CD - STB 3 — 3
4 DVD	VIDEO 4 — 4
5 DVD	TAPE 5 — 5
6 DVD	TUNER 6 — 6
>10/ - / - - DVD	-/-- GUIDE EPG — Guide / EPG / - / - -



Original		Substitut	
7	7 DVD	7	7
8	8 DVD	8	8
9	9 DVD	9	9
0	0 DVD	0	0
DISC/DECK 1/2	Disc/Deck 1/2	TOP MENU D.MENU	D. Menu / Top
MUTING	Muting	DIMMER MUTE	Mute / Dimmer
– VOL	Vol -	VOL –	Vol -
VOL +	Vol +	+ VOL	Vol +

Original	Substitut



Original	Substitut
Power CD	Power
Power Tape	Shift + Power
TV	Shift + 1
VCR	Shift + 4
Play CD	Play / Slow
Play Tape	Shift + Play /
Tape	Shift + 5
CD	Shift + 3
Tuner / Band	Shift + 6
I <<I / << CD	<< / Tune-
I <<I / << Tape	Shift + I << / Preset-
I <<I / << CD	I << / Preset-
I <<I / << Tape	Shift + << /
Stop CD	Stop / Hold
Stop Tape	Shift + Stop /
>>I / >>I CD	>> / Tune+
>>I / >>I Tape	Shift + >> / Tune+

Original	Substitut
>>I / >>I CD	>>I / Preset+
>>I / >>I Tape	Shift + >>I / Preset+
Up	Up
DVD	Shift + 2
Left	Left
Select	OK
Right	Right
Display	Display / Media
Down	Down
Menu	Menu / Home
Stereo	Audio / Lang I/II
Surround	Eject / Surround
Test	Text / Goto
Delay	Back / Return
Level	Smart / List
-	CH- / Page-
+	CH+ / Page+



Original	Substitut	Original	Substitut
1 CD- Tape	1		
2 CD- Tape	2		
3 CD- Tape	3		
Direct Tuning/ Disc Ente	D. Menu / Top		
4 CD- Tape	4		
5 CD- Tape	5		
6 CD- Tape	6		
>10/ - / - - CD- Tape	Guide / EPG / - / - -		
7 CD- Tape	7		
8 CD- Tape	8		
9 CD- Tape	9		
0 CD- Tape	0		
Disc/ Deck 1/ 2	Info / Angle		
Disc/ Deck 1/ 2	Shift + Info / Angle		
Muting	Mute / Dimmer		
Vol -	Vol -		
Vol +	Vol +		



Original	Substitut	Original	Substitut
Power VCR	SHIFT + Power	Down	Down
Power Tuner/Band	Power	MENU Menu	HOME MENU Menu / Home
TV	NETFLIX SEARCH Red / Netflix / Search	STEREO Stereo	LANG I/II AUDIO Audio / Lang I/II
VCR	PC FAV MARKER Fav / Marker / PC	SURROUND Surround	SURROUND Eject / Surround
Play	SLOW Play / Slow	TEST Test	GOTO TEXT Text / Goto
TAPE Tape	SHIFT + PC FAV MARKER Shift + Fav / Marker / PC	DELAY Delay	RETURN BACK Back / Return
CD	YouTube REPEAT A-B Yellow / YouTube / Repeat	LEVEL Level	LIST SMART Smart / List
TUNER/ BAND Tuner/Band	Prime Video RANDOM Blue / Prime Video / Random	-	CH PAGE - CH- / Page-
I <<</ <<	TUNE- << / Tune-	+	+ CH PAGE CH+ / Page+
Stop	HOLD Stop / Hold	1 VCR	SHIFT + TV 1 Shift + 1
>>/ >>I	TUNE+ >> / Tune+	1 Tuner/Band	TV 1 1
Up	Up	2 VCR	SHIFT + DVD 2 Shift + 2
DVD	APP REPEAT Green / APP / Repeat	2 Tuner/Band	DVD 2 2
Left	Left	3 VCR	SHIFT + CD-STB 3 Shift + 3
SELECT Select	OK OK	3 Tuner/Band	CD-STB 3 3
Right	Right	DIRECT TUNING/ DISC ENTER Direct Tuning/Disc Ente	TOP MENU D.MENU D. Menu / Top
DISPLAY Display	MEDIA DISPLAY Display / Media	4 VCR	SHIFT + VIDEO 4 Shift + 4



Original	Substitut	Original	Substitut
4 Tuner / Band	4	Vol -	Vol -
5 VCR	Shift + 5	Vol +	Vol +
5 Tuner / Band	5		
6 VCR	Shift + 6		
6 Tuner / Band	6		
>10/ - / - - VCR	Shift + Guide / EPG / - / - -		
>10/ - / - -	Guide / EPG / - / - -		
7 VCR	Shift + 7		
7 Tuner / Band	7		
8 VCR	Shift + 8		
8 Tuner / Band	8		
9 VCR	Shift + 9		
9 Tuner / Band	9		
0 VCR	Shift + 0		
0 Tuner / Band	0		
Disc/Deck 1/2	Info / Angle		
Muting	Mute / Dimmer		