



Original	Replacement
 Standby/on	 Power
 One Touch	 Zoom / Size
 Open/Close	 Eject / Surround
 HDD	 Shift + 7
 DVD	 Shift + 2
 1	 1
 2	 2
 3	 3
 Input Select	 AV / Input / RDS
 4	 4
 5	 5
 6	 6
 CH+	 CH+ / Page+
 7	 7
 8	 8
 9	 9
 CH-	 CH- / Page-


























Original	Replacement
 +	 Fav / Marker / PC
 0	 0
 Clear	 Exit / Cancel / Clear
 Red/Audio	 Red / Netflix / Search
 Red/Audio	 Audio / Lang I/II
 Green/Subtitle	 Green / APP / Repeat
 Green/Subtitle	 Subtitle / EQ
 Yellow/Angle	 Yellow / YouTube / Repeat
 Yellow/Angle	 Shift + Info / Angle
 Blue/Play Mode	 Blue / Prime Video / Random
 Disc Navigator/Top	 D.Menu / Top
 Up	 Up
 Menu	 Menu / Home
 Left	 Left
 Enter	 OK
 Right	 Right
 Home Menu	 Shift + Menu / Home





Original	Replacement
 Home Menu	 Smart / List
 Down	 Down
 Return	 Back / Return
 Guide	 Guide / EPG / -/--
 Info	 Info / Angle
 Help	 Mute / Dimmer
 Display	 Display / Media
 << Rev Scan	 << / Tune-
 Play	 Play / Slow
 Fwd Scan >>	 >> / Tune+
 Pause	 Pause / Step / Freeze
 Stop/OK	 Stop / Hold
 ← CM Back	 Shift + I<< / Preset-
 → CM Skip	 Shift + >>I / Preset+
 I<< Prev Case Sel	 I<< / Preset-
 >>I Next Case	 >>I / Preset+
<II Step/Slow	Shift + << /

Tune-

Original	Replacement
 Step/Slow II>	 Shift + >> /
 Rec	 Rec / Rec Mode
 Stop Rec	 Shift + Stop /
 Rec Mode	 Shift + Rec / Rec Mode
 Timer Rec	 Sleep / Timer
 Power Tv	 Shift + Power
 CH+ Tv	 Shift + CH+ /
 Vol+ Tv	 Vol+
 TV / DVD	 TV/Radio /
 TV / DVD	 Shift + 1
 Input Select Tv	 Shift + AV / Input / RDS
 CH- Tv	 Shift + CH- /
 Vol- Tv	 Vol-
 Tv Direct Rec	 Picture / Format

