






Original	Replacement	Original	Replacement
 Power	 Power	 Source	 AV
 TV / DTV	 TV/R	 P +	 Ch +
 1	 1	 P -	 Ch -
 2	 2	 Guide	 Guide
 3	 3	 Menu	 Menu
 4	 4	 W.Link	 Smart
 5	 5	 Tools	 Options
 6	 6	 Return	 Back
 7	 7	 Up	 Up
 8	 8	 Down	 Down
 9	 9	 Right	 Right
 0	 0	 Left	 Left
 -/--	 Shift + Guide	 OK	 Ok
 Pre-CH	 Pre Ch	 Info	 Info
 Vol +	 Vol +	 Exit	 Exit
 Vol -	 Vol -	 Red	 Red
 Mute	 Mute	 Green	 Green





Original	Replacement	Original	Replacement
 Yellow	 Yellow		
 Blue	 Blue		
 TTX / Mix	 Text		
 P.Size	 Format		
 DMA	 3D		
 E.Mode	 Dual		
 CH.List	 List		
 Subt.	 Subt		
 <<	 <<		
 I<<	 I<<		
 Pause	 Pause		
 >>	 >>		
 >>I	 >>I		
 Rec	 Rec		
 Play	 Play		
 Stop	 Stop		

