





























Original		Replacement		Original		Replacement	
	On-Off		Power		Zoom+		Ch +
	Auto PC		Smart		P-Timer		AV
	D.Zoom+		Shift + Ch +		Input 1		1
	D.Zoom-		Shift + Ch -		Zoom-		Ch -
	Freeze		Pause		Color.M		3D
	No Show		Exit		Input 2		2
	Mute		Mute		Focus+		>>
	Up		Up		Lens+		>>
	Image		Format		Input 3		3
	Left / Volume-		Left		Focus-		<<
	Left / Volume-		Vol -		Lens-		<<
	Select		Ok		Input Video		4
	Right /		Right				
	Right /		Vol +				
	Menu		Menu				
	Down		Down				
	Keystone		Media				

