











Original		Replacement		Original		Replacement	
	VHS Power		Power		9		9
	Audio		Dual		0		0
	TV Power		Shift + Power		-/-- / ≥10		Guide
	TV AV		Shift + AV		Cancel / Reset		Exit
	TV CH +		Shift + Ch +		CH + / Tracking/V-Lock +		Ch +
	TV CH -		Shift + Ch -		CH - / Tracking/V-Lock -		Ch -
	TV Volume +		Vol +		Input		Media
	TV Volume -		Vol -		Repeat		Text
	Operation Select VHS		Smart		I<< Index/Skip		I<<
	1		1		>>I Index/Skip		>>I
	2		2		<< REW		<<
	3		3		>> FF		>>
	4		4		Stop		Stop
	5		5		Pause / Slow		Pause
	6		6		Play		Play
	7		7		Menu / Play List		Menu
	8		8		Menu / Play List		List





Original		Replacement		Original		Replacement	
	Up		Up		Ext Link		3D
	Left		Left				
	Enter		Ok				
	Right		Right				
	Down		Down				
	Return / Exit		Back				
	Prog / Check		Shift + Sleep				
	i-Timer		Sleep				
	Prog Play / Play Mode		Shift + Right				
	<< JET REW /		Options				
	Timer		AV				
	DVD-RAM		Format				
	Rec Mode		Shift + Rec				
	Rec		Rec				
	VHS Status		Info				
	A / Cinema		Red				
	B / Off Timer		Green				





Original		Replacement		Original		Replacement	
	DVD Power		Power		9		9
	Audio		Dual		0		0
	TV Power		Shift + Power		-/-- / ≥10		Guide
	TV AV		Shift + AV		Cancel / Reset		Exit
	TV CH +		Shift + Ch +		Repeat		Text
	TV CH -		Shift + Ch -		I<< Index/Skip		I<<
	TV Volume +		Vol +		>>I Index/Skip		>>I
	TV Volume -		Vol -		<< REW		<<
	Operation Select DVD		Smart		>> FF		>>
	1		1		Stop		Stop
	2		2		Pause / Slow		Pause
	3		3		Play		Play
	4		4		Direct Navigator / Top Menu		Shift + Menu
	5		5		Direct Navigator / Top Menu		D. Menu
	6		6		Menu / Play List		Menu
	7		7		Up		Up
	8		8		Left		Left





Original		Replacement	
	Enter		Ok
	Right		Right
	Down		Down
	Functions		Options
	Return / Exit		Back
	Setup		Shift + Options
	DVD-RAM		Format
	DVD Status		Info
	A / Quick OSD		Red
	B / Quick Replay		Green
	Manual Skip		3D

Original		Replacement	

