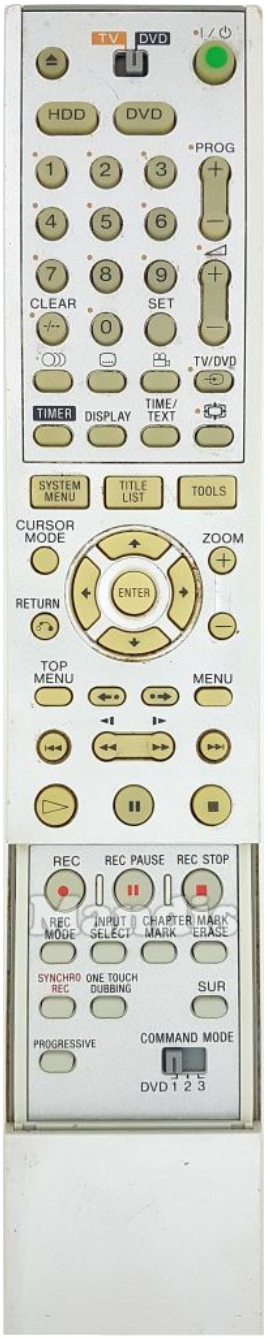

Original		Sustituto	
	Power		Power
	Open/Close	ZOOM	Eject
HDD	HDD	APP MEDIA	Media
DVD	DVD	HOME SMART	Smart
1	1	1	1
2	2	2	2
3	3	3	3
4	4	4	4
5	5	5	5
6	6	6	6
7	7	7	7
8	8	8	8
9	9	9	9
0	0	0	0
CLEAR	Clear	CLEAR EXIT	Exit
SET	Set	A	Red
PROG	Prog+	+ CH	Ch +

Original		Sustituto	
	Prog-	CH −	Ch -
	Vol +	+ VOL	Vol +
	Vol -	VOL −	Vol -
	O))	SOUND DUAL	Dual
	[. . .]	AD SUBT	Subt
	Camera	C	Yellow
TV/DVD	Tv/DVD	SEARCH TV/R	TV/R
TIMER	Timer	SHIFT + TIMER AV	Shift + AV
DISPLAY	Display	DISPLAY INFO	Info
TIME/ TEXT	Time/Text	REPEAT TEXT	Text
	[ ]	ECO 3D	3D
SYSTEM MENU	System Menu	E-MANUAL D.MENU	D. Menu
TITLE LIST	Title List	D	Blue
TOOLS	Tools	SETTINGS OPT	Options
CURSOR MODE	Cursor Mode	B	Green
ZOOM	Zoom+	SHIFT + + CH	Shift + Ch +
	Zoom-	SHIFT + CH −	Shift + Ch -

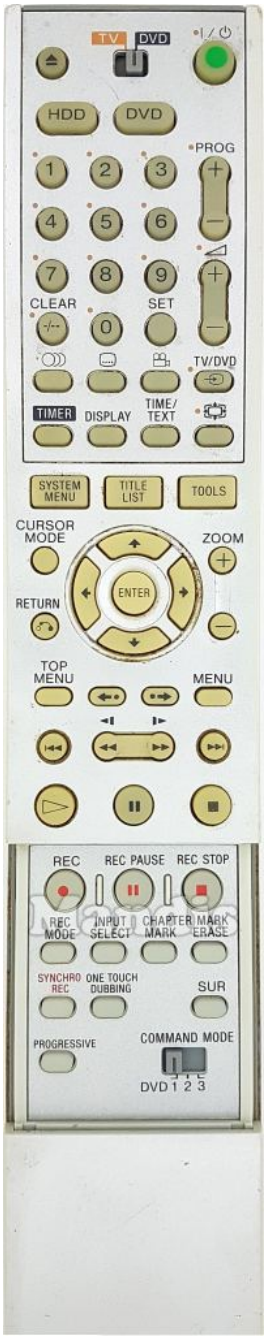

Original	Sustituto
Return	Back
Up	Up
Down	Down
Right	Right
Left	Left
Enter	Ok
Top Menu	Shift + Menu
←	Shift + Left
· →	Shift + Right
Menu	Menu
I <<	I <<
<</ ◁	<<
I >/ >>	>>
>>I	>>I
Play	Play
Pause	Pause
Stop	Stop

Original	Sustituto
Rec	Rec
Rec Pause	Shift + Pause
Rec Stop	Shift + Stop
Rec Mode	Shift + Rec
Input Select	AV
Chapter Mark	Format
Mark Erase	Pre Ch
Synchro Rec	List
One Touch	Sleep
Sur	Shift + Dual
Progressive	Guide

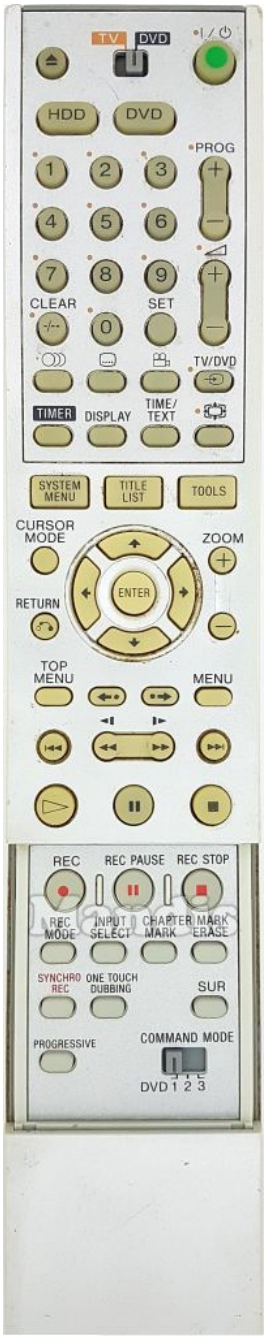

Original	Sustituto	Original	Sustituto
Power	Power	[ ]	3D
1	1		
2	2		
3	3		
4	4		
5	5		
6	6		
7	7		
8	8		
9	9		
0	0		
- / - -	Gui de		
Pr og+	Ch +		
Pr og-	Ch -		
Vol +	Vol +		
Vol -	Vol -		
Tv/ DVD	TV/ R		

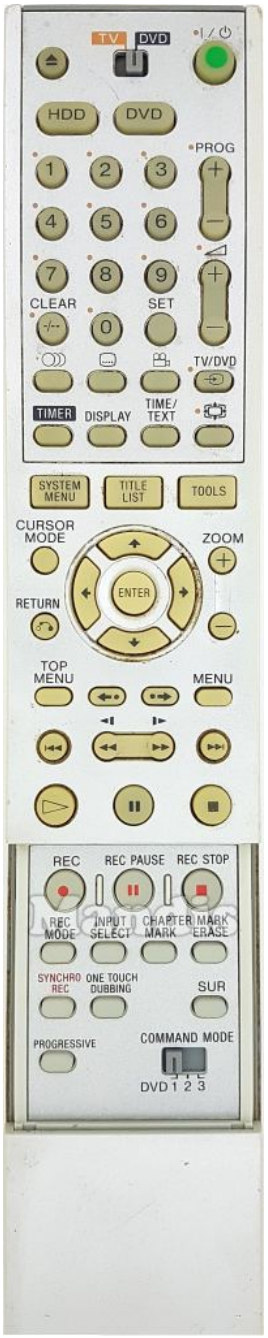

Original	Sustituto	Original	Sustituto
Power	Power	Prog-	Ch -
Open/Close	Eject	Vol +	Vol +
HDD	Media	Vol -	Vol -
DVD	Smart	O))	Dual
1	1	[...]	Subt
2	2	Camera	Yellow
3	3	Tv/DVD	TV/R
4	4	Timer	Shift + AV
5	5	Display	Info
6	6	Time/Text	Text
7	7	[ ]	3D
8	8	System Menu	D. Menu
9	9	Title List	Blue
0	0	Tools	Options
Clear	Exit	Cursor Mode	Green
Set	Red	Zoom+	Shift + Ch +
Prog+	Ch +	Zoom-	Shift + Ch -

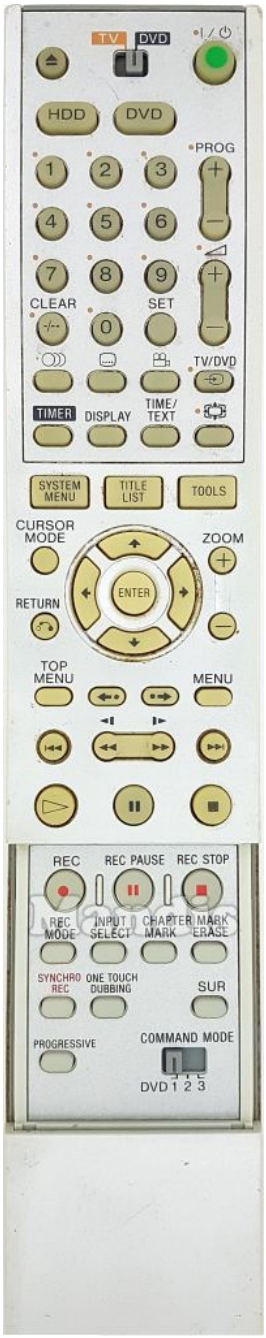

Original	Sustituto
Return	Back
Up	Up
Down	Down
Right	Right
Left	Left
Enter	Ok
Top Menu	Shift + Menu
←	Shift + Left
· →	Shift + Right
Menu	Menu
I <<	I <<
<</ <I	<<
I >/ >>	>>
>>I	>>I
Play	Play
Pause	Pause
Stop	Stop

Original	Sustituto
Rec	Rec
Rec Pause	Shift + Pause
Rec Stop	Shift + Stop
Rec Mode	Shift + Rec
Input Select	AV
Chapter Mark	Format
Mark Erase	Pre Ch
Synchro Rec	List
One Touch	Sleep
Sur	Shift + Dual
Progressive	Guide

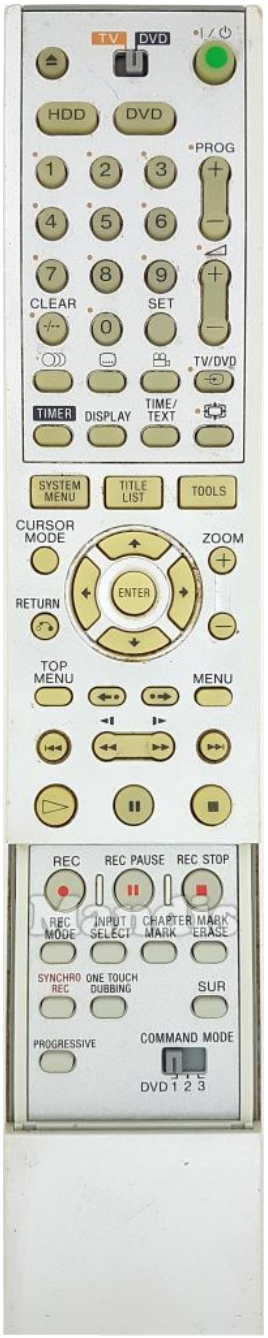

Original		Sustituto	
	Power		Power
	Open/ Cl ose	ZOOM	Ej ect
HDD	HDD	APP MEDIA	Medi a
DVD	DVD	HOME SMART	Smart
1	1	1	1
2	2	2	2
3	3	3	3
4	4	4	4
5	5	5	5
6	6	6	6
7	7	7	7
8	8	8	8
9	9	9	9
0	0	0	0
CLEAR	Cl ear	CLEAR EXIT	Exi t
SET	Set	A	Red
PROG	Prog+	+ CH	Ch +

Original		Sustituto	
	Prog-	CH −	Ch -
	Vol +	+ VOL	Vol +
	Vol -	VOL −	Vol -
	O))	SOUND DUAL	Dual
	[. . .]	AD SUBT	Subt
	Camera	C	Yel l ow
TV/DVD	Tv/ DVD	SEARCH TV/R	TV/ R
TIMER	Ti mer	SHIFT + TIMER AV	Shi f t + AV
DISPLAY	Di spl ay	DISPLAY INFO	I nf o
TIME/ TEXT	Ti me/ Text	REPEAT TEXT	Text
	[ ]	ECO 3D	3D
SYSTEM MENU	Syst em Menu	E-MANUAL D.MENU	D. Menu
TITLE LIST	Ti t l e Li st	D	Bl ue
TOOLS	Tool s	SETTINGS OPT	Opti ons
CURSOR MODE	Cursor Mode	B	Gr een
ZOOM	Zoom+	SHIFT + + CH	Shi f t + Ch +
	Zoom-	SHIFT + CH −	Shi f t + Ch -

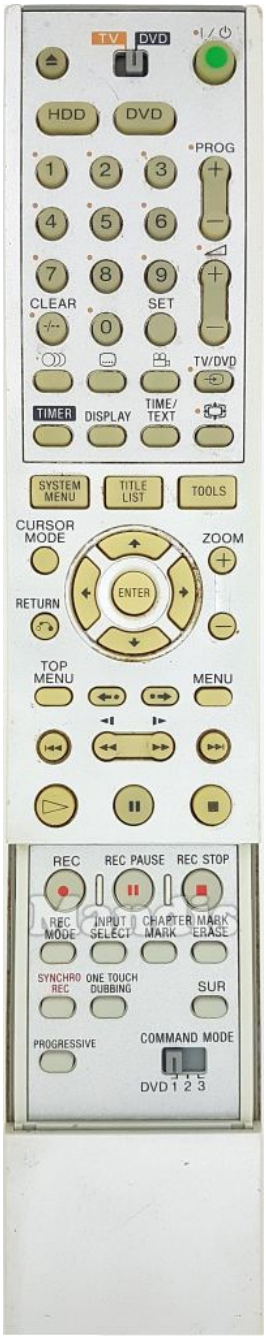

Original	Sustituto
Return	Back
Up	Up
Down	Down
Right	Right
Left	Left
Enter	Ok
Top Menu	Shift + Menu
←	Shift + Left
· →	Shift + Right
Menu	Menu
I <<	I <<
<</ <I	<<
I >/ >>	>>
>>I	>>I
Play	Play
Pause	Pause
Stop	Stop

Original	Sustituto
Rec	Rec
Rec Pause	Shift + Pause
Rec Stop	Shift + Stop
Rec Mode	Shift + Rec
Input Select	AV
Chapter Mark	Format
Mark Erase	Pre Ch
Synchro Rec	List
One Touch	Sleep
Sur	Shift + Dual
Progressive	Guide