




































Original	Sustituto
 Power	 Power
 Sleep	 Sleep
 Play Mode	 Shift + Play
 Tv/Video	 TV/R
 Repeat Mode	 Text
 Menu	 Smart
 Display	 Info
 Muting	 Mute
 Auto Format	 List
 Night Mode	 AV
 Clear	 Exit
 Audio	 Dual
 Angle	 Red
 Subtitle	 Subt
 1	 1
 2	 2
 3	 3


Original	Sustituto
 4	 4
 5	 5
 6	 6
 7	 7
 8	 8
 9	 9
 10/0	 0
 >10 / -/--	 Guide
 Enter	 Pre Ch
 Sound Field+	 Ch +
 Sound Field-	 Ch -
 Function	 Media
 Tuner Band	 Format
 Vol+	 Vol +
 Vol-	 Vol -
 I<</Preset-	 I<<
 >>I/Preset+	 >>I





	Original	Sustituto	Original	Sustituto
TUNING + / SL TUNING + / Slow/Tune- <<<	<<<	<<<		
TUNING - / SLOW >>>	>>>	>>>		
PLAY/SELECT <>>	PLAY MODE <>>	Play		
PAUSE <<>>	<<>>	Pause		
STOP <■>	<■>	Stop		
DVD DISPLAY	SHIFT + DISPLAY INFO	Shift + Info		
DVD TOP MENU	TOP MENU MENU	Menu		
DVD MENU /	E-MANUAL D.MENU	D. Menu		
RETURN	RETURN BACK	Back		
UP	<▲>	Up		
LEFT	<◀>	Left		
ENTER	OK	Ok		
RIGHT	<▶>	Right		
DOWN	<▼>	Down		
DVD SETUP	SETTINGS OPT	Options		
DIMMER	D	Blue		





	Original	Sustituto	Original	Sustituto
	Power			
	1			
	2			
	3			
	4			
	5			
	6			
	7			
	8			
	9			
	0			
	-/--			
	TV Vol+			
	TV Vol-			
	TV CH+			
	TV CH-			
	Tv/Video			

