

Original	Sustituto
Left	Shift + Left
Muting	Mute / Dimmer
CD Play	Play / Slow
CD Pause	Pause / Step / Freeze
CD Stop	Stop / Hold
CD <<	<< / Tune-
CD >>	>> / Tune+
CD I<<	I<< / Preset-
CD >>I	>>I / Preset+
T.Tone	Sound / Title
PHONO	Audio / Lang I/II
Surround	Eject / Surround
Mode	D.Menu / Top
System Setup	Setup / OPT /
AVR/AVC	AV / Input / RDS
Menu Next	Menu / Home
Menu Up	Up

Original	Sustituto
Deck <	Left
Deck >	Right
Menu Down	Down
Master Vol+	Vol+
CH Select	Smart / List
Tuner Channel+	CH+ / Page+
Master Vol-	Vol-
Tuner Channel-	CH- / Page-
TV/DBS	1
DVD/VDP	2
CD	3
VCR	4
MD / TAPE MON	5
TUNER	6
TUNER	9
Deck A/B	Yellow / YouTube / Repeat
Deck Stop	Shift + Stop / Hold



Original	Sustituto			Original	Sustituto
Deck <<	SHIFT	+	TUNE- <<		
Deck >>	SHIFT	+	TUNE+ >>		
Status	SHIFT	+	OPT-TOOLS SETUP		
CH Vol Up	SHIFT	+	+ VOL		
CD Disc Skip+	SHIFT	+	+ CH PAGE		
CH Vol Down	SHIFT	+	VOL −		
Video Select	SHIFT	+	VIDEO 4		
Tuner Shift	SHIFT	+	TUNER 6		

Shift + << /

Shift + >> /

Shift + Setup / OPT / Tools

Shift + Vol+

Shift + CH+ /

Shift + Vol-

Shift + 4

Shift + 6



Original		Sustituto	
AVR/AVC	AVR/AVC	RDS AV INPUT	AV / Input / RDS
VCR	Power VCR		Power
DVD/VDP	Power DVD	SHIFT +	Shift + Power
PHONO	PHONO	SHIFT + TITLE SOUND	Shift + Sound / Title
CD	CD	CD - STB 3	3
DVD/VDP	DVD/VDP	DVD 2	2
TV/DBS	TV/DBS	TV 1	1
VCR	VCR	VIDEO 4	4
MD / TAPE MON	MD / TAPE MON	TAPE 5	5
TUNER	TUNER	BLUETOOTH 9	9
TUNER	TUNER	TUNER 6	6
SHIFT	Tuner Shift	SHIFT + TUNER 6	Shift + 6
CHANNEL +	Tuner Channel+	CH PAGE +	CH+ / Page+
CHANNEL −	Tuner Channel-	CH PAGE −	CH- / Page-
TITLE	DVD Title	TITLE SOUND	Sound / Title
	DVD Play	SLOW	Play / Slow
DISC SKIP+ MENU/GUIDE	DVD Menu / Guide	HOME MENU	Menu / Home

Original		Sustituto	
	DVD I<<	PRESET-	I<< / Preset-
	DVD Pause	STEP - FREEZE	Pause / Step / Freeze
	DVD >>I	PRESET+	>>I / Preset+
DISPLAY	DVD Display	MEDIA DISPLAY	Display / Media
	DVD Stop	HOLD	Stop / Hold
RETURN	DVD Return	RETURN BACK	Back / Return
SYSTEM SET UP	DVD Setup	OPT-TOOLS SETUP	Setup / OPT /
	Up		Up
SURROUND SELECT	Select	OK	OK
MASTER VOL.	Master Vol+	+ VOL	Vol+
	Left		Left
	Down		Down
NEXT	Right		Right
MASTER VOL.	Master Vol-	VOL −	Vol-
T.TONE	T.Tone	LANG I/II AUDIO	Audio / Lang I/II
VIDEO SELECT	Video Select	SHIFT + VIDEO 4	Shift + 4
MODE	Mode	TOP MENU D.MENU	D.Menu / Top Menu



Original	Sustituto
MUTING Muting	DIMMER MUTE Mute / Dimmer
CH SELECT CH Select	LIST SMART Smart / List
CH VOL Down	SHIFT + VOL − Shift + Vol-
CH VOL Up	SHIFT + VOL + Shift + Vol+
STATUS Status	SHIFT + OPT-TOOLS SETUP Shift + Setup / OPT / Tools

Original	Sustituto



Original	Sustituto
Muting	Mute / Dimmer
MD Play	Play / Slow
MD Pause	Pause / Step / Freeze
Deck Stop	Stop / Hold
Deck <<	<< / Tune-
Deck >>	>> / Tune+
MD I<<	I<< / Preset-
MD >>I	>>I / Preset+
T.Tone	Sound / Title
PHONO	Audio / Lang I/II
Surround	Eject / Surround
Mode	D.Menu / Top
System Setup	Setup / OPT /
AVR/AVC	AV / Input / RDS
Menu Next	Menu / Home
Menu Up	Up
Deck <	Left

Original	Sustituto
Deck >	Right
Menu Down	Down
Master Vol+	Vol+
CH Select	Smart / List
Tuner Channel+	CH+ / Page+
Master Vol-	Vol-
Tuner Channel-	CH- / Page-
TV/DBS	1
DVD/VDP	2
CD	3
VCR	4
MD / TAPE MON	5
TUNER	6
TUNER	9
Deck A/B	Yellow / YouTube / Repeat
MD Stop	Shift + Stop /
MD <<	Shift + << / Tune-



Original	Sustituto	Original	Sustituto
MD >>	SHIFT + TUNE+		
Status	SHIFT + OPT-TOOLS SETUP		
CH Vol Up	SHIFT + VOL +		
CH Vol Down	SHIFT + VOL −		
Video Select	SHIFT + VIDEO 4		
Tuner Shift	SHIFT + TUNER 6		

Shift + >> /

Shift + Setup / OPT / Tools

Shift + Vol+

Shift + Vol-

Shift + 4

Shift + 6