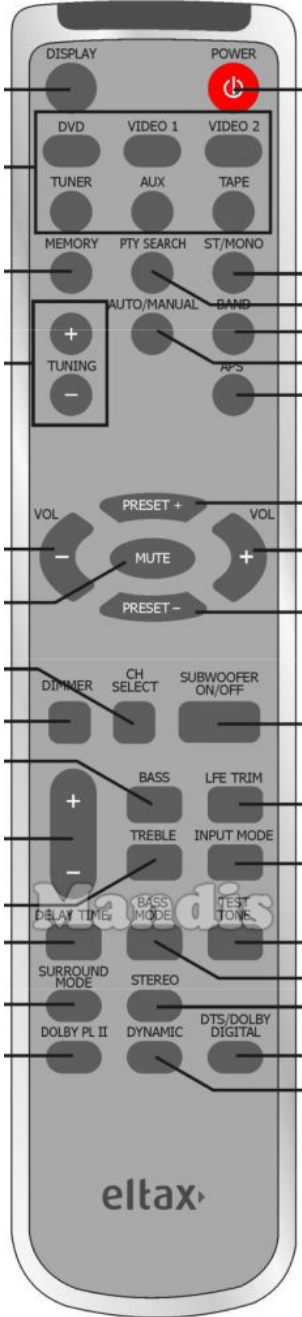






Original	Sustituto
Display	Info
POWER	Power
INPUT DVD	1
INPUT VIDEO 1	2
INPUT VIDEO 2	3
INPUT TUNER	4
INPUT AUX	5
INPUT TAPE	6
MEMORY	Pre Ch
PTY SEARCH	Options
ST/Mono	Dual
TUNING+	Ch +
Auto Manual	Sleep
BAND	Smart
TUNING-	Ch -
PRESET+	Up
VOL+	Vol +

Original	Sustituto
VOL-	Vol -
MUTE	Mute
MUTE	Ok
PRESET-	Down
CH SELECT	TV/R
SUBWOOFER	Media
VOL+	Right
BASS	Exit
LFE TRIM	Format
VOL-	Left
TREBLE	Menu
INPUT MODE	AV
DELAY TIME	3D
TEST TONE	Text
SURROUND	D. Menu
STEREO	List
DOLBY PL II	Yellow





	Original	Sustituto	Original	Sustituto
	DYNAMIC			Eject
	DTS/Dolby Digital			Subt

